

ENCORE CERAMICS

EXETER MOSAIC



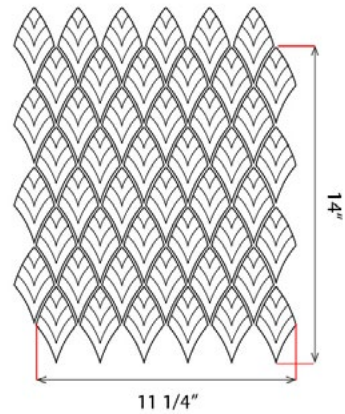
Kelp matte (M)

Available glazes


Gloss (G), Matte (M), Crackle (C), Sheer (S)

Dimensions


approximately 14" x 11 1/4"



Pewter crackle (C)



Slate crackle (C)



Stream crackle (C)

Variation and Range

Our glazes are designed to reflect our hand application which causes them to vary from batch to batch and tile to tile. Glaze variation is both expected and appreciated as it is a significant part of creating a gorgeous, finished installation. This variation is achieved in two ways:

- 1) All glazes are hand applied by artisans.
- 2) All glazes are made of natural materials which may shift in intensity or hue much like natural stone. Many of our colors contain multiple applications of different glazes creating a series of complex reactions we call the "party in the kiln."

You should expect to get ANY or ALL range in an order. Reference samples may not reflect the full range. Please refer to multiple samples as well as the range guides and photos on our website when working with a showroom.

Applications

Our ceramic tile is vitreous and frost resistant. It is suitable for indoor and outdoor applications including areas that experience freeze/thaw conditions, water applications (baths, pools*, spas*, saunas, steam rooms, fountains, and showers), fireplaces and light traffic floors. Both residential and commercial uses are acceptable.

*Due to sensitivity to acidity, Alloy glazes, Rodin, Monet, & Newman are not recommended for pools or spas.

Installation

A grout bag is recommended for mosaics with matte glazes.

SUSTAINABLY HANDCRAFTED IN OREGON



KITCHENS



SHOWERS



OUTDOORS



LOW
TRAFFIC
FLOORS



POOLS



FIREPLACES



BATHS



SPAS



PATIOS