


# ENCORE CERAMICS

## SUSTAINABLY HANDCRAFTED IN OREGON


### SHIRE JEWEL GLAZE 1SHI





Moderate glaze movement.  High color range.

**Vibrant green with yellow undertones. Some pops of emerald with deeper greens and browns.**  
**High movement between individual pieces and creamy matte relief.**



**Smaller pieces:** Expect each piece to vary greatly from light to dark.



**Medium + Larger pieces:** The hand applied glaze application will give you a full range of tones.



**Carved pieces:** Expect to see pooling in deeper areas and a lighter application on high areas. Each piece will vary greatly from field tile.



## EXPECT TO SEE ANY OR ALL OF THIS RANGE

Each order is custom made and is not returnable. Expect variation from order to order.

**BY SIGNING, YOU ACKNOWLEDGE YOU'VE REVIEWED THIS WITH YOUR CLIENT.**

Salesperson: \_\_\_\_\_

Approval Signature/Email: \_\_\_\_\_ Date: \_\_\_\_\_


#### EACH GLAZE MIXED BY HAND.

Natural variations in the earth give glazes artful variations.



#### HAND APPLIED GLAZES USING SKILLED TECHNIQUES.

Every tile is made to order for your installation.



#### BEFORE KILN FIRING.

After carefully creating and applying the glaze, we await the big reveal.

