



ENCORE CERAMICS  
SUSTAINABLY HANDCRAFTED IN OREGON

# PORT JEWEL GLAZE 4POR

 Moderate glaze movement.  Minimal color range.

**A russet brown, which may appear lighter in the center. Higher relief and edging ranges from light to dark chocolate brown, tinted with russet that is accented by the crackle color.**

**Smaller pieces:** Expect each piece to vary greatly from light to dark.



**Medium + Larger pieces:** The hand applied glaze application will give you a full range of tones.



**Carved pieces:** Expect to see pooling in deeper areas and a lighter application on high areas. Each piece will vary greatly from field tile.



## EXPECT TO SEE ANY OR ALL OF THIS RANGE

Each order is custom made and is not returnable. Expect variation from order to order.

**BY SIGNING, YOU ACKNOWLEDGE YOU'VE REVIEWED THIS WITH YOUR CLIENT.**

Salesperson: \_\_\_\_\_

Approval Signature/Email: \_\_\_\_\_ Date: \_\_\_\_\_


**EACH GLAZE MIXED BY HAND.**

Natural variations in the earth give glazes artful variations.



**HAND APPLIED GLAZES USING SKILLED TECHNIQUES.**

Every tile is made to order for your installation.



**BEFORE KILN FIRING.**

After carefully creating and applying the glaze, we await the big reveal.

