



ENCORE CERAMICS  
HANDMADE TILE *for an* ARTFUL INSTALLATION

# TITANIUM GLOSS GLAZE G10

 Minimal glaze movement.  Moderate color range.

**A cool pale gray with slate blue undertones and occasional warm lavender highlights. Glaze may thin around the edges of carvings. Light peppering may occur.**

**Smaller pieces:** *Expect each piece to vary greatly from light to dark.*

**Medium + Larger pieces:** *The hand applied glaze application will give you a full range of tones.*

**Carved pieces:** *Expect to see pooling in deeper areas and a lighter application on high areas. Each piece will vary greatly from field tile.*



## EXPECT TO SEE ANY OR ALL OF THIS RANGE

Each order is custom made and is not returnable. Expect variation from order to order.


**BY SIGNING, YOU ACKNOWLEDGE YOU'VE REVIEWED THIS WITH YOUR CLIENT.**

Salesperson: \_\_\_\_\_

Approval Signature/Email: \_\_\_\_\_ Date: \_\_\_\_\_


### EACH GLAZE MIXED BY HAND.

Natural variations in the earth give glazes artful variations.



### HAND APPLIED GLAZES USING SKILLED TECHNIQUES.

Every tile is made to order for your installation.



### BEFORE KILN FIRING.

After carefully creating and applying the glaze, we await the big reveal.



### AFTER KILN FIRING.

Each organic step of the process gives character and depth to the final product.

