



ENCORE CERAMICS
HANDMADE TILE *for an ARTFUL INSTALLATION*

ASH GLOSS GLAZE G1

 Minimal glaze movement.  Moderate color range.

A light cool gray with varying degrees of sky blue undertones and warm lavender highlights. Glaze may thin around the edges of the carvings. Light peppering may occur.

Smaller pieces: *Expect each piece to vary greatly from light to dark.*

Medium + Larger pieces: *The hand applied glaze application will give you a full range of tones.*

Carved pieces: *Expect to see pooling in deeper areas and a lighter application on high areas. Each piece will vary greatly from field tile.*



EXPECT TO SEE ANY OR ALL OF THIS RANGE

Each order is custom made and is not returnable. Expect variation from order to order.

BY SIGNING, YOU ACKNOWLEDGE YOU'VE REVIEWED THIS WITH YOUR CLIENT.

Salesperson: _____

Approval Signature/Email: _____ Date: _____


EACH GLAZE MIXED BY HAND.

Natural variations in the earth give glazes artful variations.



HAND APPLIED GLAZES USING SKILLED TECHNIQUES.

Every tile is made to order for your installation.



BEFORE KILN FIRING.

After carefully creating and applying the glaze, we await the big reveal.



AFTER KILN FIRING.

Each organic step of the process gives character and depth to the final product.

