

ENCORE CERAMICS

HANDMADE TILE *for an* ARTFUL INSTALLATION

THISTLE QUARTZ GLAZE Q15



High glaze movement.






High color range.

A vivid lavender with varying shades of ultraviolet and pale-sapphire. Warm rust undertones will occasionally occur. Higher relief and edging ranges from a creamier gray-lavender to a pure gloss-white.

Smaller pieces: *Expect each piece to vary greatly from light to dark.*

Medium + Larger pieces: *The hand applied glaze application will give you a full range of tones.*

Carved pieces: *Expect to see pooling in deeper areas and a lighter application on high areas. Each piece will vary greatly from field tile.*



EXPECT TO SEE ANY OR ALL OF THIS RANGE

Each order is custom made and is not returnable. Expect variation from order to order.

BY SIGNING, YOU ACKNOWLEDGE YOU'VE REVIEWED THIS WITH YOUR CLIENT.

Salesperson: _____

Approval Signature/Email: _____ Date: _____


EACH GLAZE MIXED BY HAND.

Natural variations in the earth give glazes artful variations.



HAND APPLIED GLAZES USING SKILLED TECHNIQUES.

Every tile is made to order for your installation.



BEFORE KILN FIRING.

After carefully creating and applying the glaze, we await the big reveal.



AFTER KILN FIRING.

Each organic step of the process gives character and depth to the final product.

