

# ENCORE CERAMICS

## HANDMADE TILE *for an* ARTFUL INSTALLATION

### THATCH JEWEL GLAZE J21



High glaze movement.





High color range.

**A yellow to medium gold, which includes mild to heavier russet shadowing around the edges. The crackle may appear lighter in the center. Higher relief and edging ranges from light to dark chocolate brown, tinted with russet and purples accented by the crackle color.**

**Smaller pieces:** *Expect each piece to vary greatly from light to dark.*

**Medium + Larger pieces:** *The hand applied glaze application will give you a full range of tones.*

**Carved pieces:** *Expect to see pooling in deeper areas and a lighter application on high areas. Each piece will vary greatly from field tile.*



## EXPECT TO SEE ANY OR ALL OF THIS RANGE

Each order is custom made and is not returnable. Expect variation from order to order.

**BY SIGNING, YOU ACKNOWLEDGE YOU'VE REVIEWED THIS WITH YOUR CLIENT.**

Salesperson: \_\_\_\_\_

Approval Signature/Email: \_\_\_\_\_ Date: \_\_\_\_\_


#### EACH GLAZE MIXED BY HAND.

Natural variations in the earth give glazes artful variations.



#### HAND APPLIED GLAZES USING SKILLED TECHNIQUES.

Every tile is made to order for your installation.



#### BEFORE KILN FIRING.

After carefully creating and applying the glaze, we await the big reveal.



#### AFTER KILN FIRING.

Each organic step of the process gives character and depth to the final product.

